


Hello everybody!
How are you today?


What **day** is today?
It's
<https://www.youtube.com/watch?v=loINl3Ln6Ck>

What **month** is it?
It's
<https://www.youtube.com/watch?v=FegbnYRzFvk>


What's the weather like today?

Is it sunny? 

Is it windy? 

Is it cloudy? 

Is it rainy? 

Is it hot or cold? 

Let's write the date:

Today is,th

It's

| May 2020 | | | | | | |
|----------|--------|---------|-----------|----------|--------|----------|
| Sunday | Monday | Tuesday | Wednesday | Thursday | Friday | Saturday |
| | | | | | 1 | 2 |
| 3 | 4 | 5 | 6 | 7 | 8 | 9 |
| 10 | 11 | 12 | 13 | 14 | 15 | 16 |
| 17 | 18 | 19 | 20 | 21 | 22 | 23 |
| 24 | 25 | 26 | 27 | 28 | 29 | 30 |
| 31 | | | | | | |


Clipart: Whimsy Clips  www.Kiddycharts.com - ©KiddyCharts 2018 - Present


En este encuentro, seguimos repasando el vocabulario de “Nature” y aprendemos la forma “**There is** (singular)” y “**there are** (plural)” para hablar sobre los que “hay” en el dibujo. Leemos la historia de la unidad.


Activity 1

Remember. (Recordamos lo trabajado)


Read and say.





 There's a pond. A blue pond.

 There's a rock. A brown rock.

Look around. Make a sentence.



 There's a red pencil.

 There are green trees.

Activity 2

Look at the picture. Write 5 sentences. Use **there is / there are + colour.**

(Miramos el dibujo. Escribimos 5 oraciones y usamos there is / there are)



We're saying what there is in a picture.

E.g. *There's a brown rock.*

- 1 – There's
- 2- There are
- 3-
- 4-
- 5-

STORY TIME!

Activity 3

a. Look at the pictures in the story. Answer the questions.

(Miramos los dibujitos en la historia y respondemos)

- Look at picture 1. Who are they? (miramos el dibujo 1, ¿quiénes son?)
- What's the problem? (¿Cuál es el problema?)

b. Listen and read the story. Audio 1
(Escuchamos y leemos la historia)

Listen and read.




c. Mark the sentences true or false. (Marca las oraciones verdadero o falso)


- 1- There are 5 orange flowers in the story
- 2- There's a blue pond
- 3- The tiffiff plant is in the pond
- 4- Prod 1 is in the pond
- 5- There's an orange animal

Activity 4


Read the story again. Number the pictures in order.

(Leemos la historia de nuevo. Ponemos los dibujos en orden)


11  **Number the pictures.**

a 


Is this a tiffiff?

b 


It's orange.

c 


Look! It's a tiffiff plant!

d 

It isn't funny!

e 



It isn't a tiffiff!

f 

Help! I'm in the pond!

Activity 5

Find and then write the number. Then colour.

- a. There are pink rocks
- b. There are yellow insects.
- c. There are red flowers.
- d. There are orange and green birds.
- e. There are brown mushrooms. 
- f. There are grey clouds. 



- 1 ten rocks
- 2 _____ insects
- 3 _____ flowers
- 4 _____ birds
- 5 _____ mushrooms
- 6 _____ clouds